


**CHAMELI DEVI GROUP OF INSTITUTIONS**  
**A UNIT OF MAA CHARITABLE TRUST**  
 AGARWAL HOUSE, 2ND FLOOR  
 5, YESHWANT COLONY, INDORE  
**BALANCE SHEET AS ON 31st MAR 2019**

PARTICULARS	SCHEDULE NO.	AMOUNT
<b>SOURCES OF FUND</b>		
<b>OWN FUND</b>		
Trust -Fixed Capital Account		37500000
Trust -Current Capital Account		3047146
<b>LOAN FUNDS</b>		
<b>Unsecured Loans</b>		
Loan Taken in Maa Charitable Trust		172607381
Special Purpose Fund	"1"	15695797
<b>TOTAL (RS.)</b>		<b>228850324</b>
<b>APPLICATION OF FUNDS</b>		
<b>FIXED ASSETS (W.D.V.)</b>		
<b>Gross Block</b>	"2"	<b>114851883</b>
Less: Depreciation		12916948
<b>CURRENT ASSETS , LOANS &amp; ADVANCES</b>		
Fee Receivables	"3"	61008749
Investments		3124668
Cash & Bank Balance	"4"	2111374
Loans, Advances & deposits	"5"	3372735
		69617526
		50391039
<b>LESS:-CURRENT LIABILITIES AND PROVISIONS</b>	"6"	
Net Current Assets		19226487
<b>MISCELLANEOUS EXPENDITURE &amp; LOSSES</b>		
Deficit as per Income & Expenditure A/c annexed		(107688902)
<b>TOTAL (RS.)</b>		<b>228850324</b>
NOTES ON ACCOUNTS	"13"	

As per our report of even dated attached  
 For : SATYANARAYAN GOYAL & CO.  
 CHARTERED ACCOUNTANTS



PLACE : INDORE  
 DATED : 03.06.2019

*M.A. Agarwal*  
 MANAGING TRUSTEE  
*SNS*  
 TRUSTEE

*M. S. Goyal*  
 Principal  
 Chameli Devi Group of Institutions  
 INDORE

**CHAMELI DEVI GROUP OF INSTITUTIONS**  
**A UNIT OF MAA CHARITABLE TRUST**  
**AGRAWAL HOUSE ,2ND FLOOR**  
**5,YESHWANT COLONY,INDORE**  
**INCOME & EXPENDITURE ACCOUNT**  
**FOR THE YEAR ENDED ON 31ST MAR 2019**


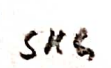
PARTICULARS	SCHEDULE NO.	BE	MBA	Total
<b><u>INCOME</u></b>				
Fees Received	"7"	98068475	4114054	102182529
Bank and other Interest received	"8"	636091	50422	686513
	<b>TOTAL (Rs.) (A)</b>	<b>98704566</b>	<b>4164476</b>	<b>102869042</b>
<b><u>EXPENSES</u></b>				
Academics & Educational Promotion Exp.	"9"	13650559	1206862	14857421
Employees Remuneration and Benefits	"10"	38494226	3051372	41545598
Administrative, Office and General Expenses	"11"	15022950	1317290	16340240
Interest and Finance Charges	"12"	16372601	1297828	17670429
Depreciation		11968245	948702	12916948
	<b>TOTAL (Rs.) (B)</b>	<b>95508582</b>	<b>7822054</b>	<b>103330636</b>
Surplus (A - B) for the year transferred to Trust Income & Expenditure A/c		3195984	(3657578)	(461594)
Add:- Deficit Brought Forward From Previous Year				(107227308)
Net Deficit Carried to Balance Sheet				(107688902)


As per our report of even dated attached  
For : SATYANARAYAN GOYAL & CO.  
CHARTERED ACCOUNTANTS

FRN: 006636C



PLACE : INDORE  
DATED : 03.06.2019

  
MANAGING TRUSTEE  
  
TRUSTEE

  
Principal  
Chameli Devi Group of Institutions  
INDORE

**PROVISIONAL DEPRECIATION CHART FOR FY 2018-19**

**SCHEDULE - 2**

**Fixed Assets**

(In Rs.)

S.No	PARTICULARS	OPENING	ADDITIONS		Deduction	TOTAL	RATE (In%)	DEPRECIATION PROVIDED FOR THE YEAR	W.D.V. AS ON 31/Mar/19
			Before 30-Sep-18	After 1-Oct-18					
1	Land Freehold: Land at Umrikheda 75 Land at Umrikheda 76 Land at Umrikheda 77/1,78/1	2,654,851 90,976 1,003,854	- - -	- - -	- - -	2,654,851 90,976 1,003,854	- - -	- - -	2,654,851 90,976 1,003,854
2	Building Building Phase -1 Building Phase -2 Building Phase -3 Building Phase -4 Building Phase -5 Building Phase -6 Building Phase -7 Building Phase -8 Statues	7,683,460 9,391,472 6,772,375 2,362,291 4,463,084 5,048,491 12,076,891 19,808,113 108,848	- - - - - - - - -	- - - - - - - - -	- - - - - - - - -	7,683,460 9,391,472 6,772,375 2,362,291 4,463,084 5,048,491 12,076,891 19,808,113 108,848	10% 10% 10% 10% 10% 10% 10% 10% 10%	768,346 939,147 677,238 236,229 446,308 504,849 1,207,689 1,980,811 10,885	6,915,114 8,452,325 6,095,138 2,126,062 4,016,776 4,543,642 10,869,202 17,827,302 97,963
	Campus Road	0	2,470,791	-	-	2,470,791	10%	247,079	2,223,712
	Centre Building Shed	252,440	-	-	-	252,440	10%	26,244	236,196
	Hostel Building	3,750,319	-	-	-	3,760,319	10%	376,032	3,384,287
3	Computers-Hardware	421,628	60,100	0	-	481,728	40%	192,691	289,037
4	Computers-Software	125,999	-	-	-	125,999	40%	50,400	75,599
5	Furniture and Fixtures Furniture Furniture Hostel Holdall Fan	11,475,985 5,397,772 71,098 499,736	- - - -	374,374.00 - - -	- - - -	11,850,359 5,397,772 71,098 499,736	10% 10% 10% 10%	1,166,317 539,777 7,110 49,974	10,684,042 4,857,995 63,988 449,762
6	Electric Installations Generator Transformer	500,986 54,193	- -	- -	- -	500,986 54,193	15% 15%	75,148 8,129	425,838 46,064
7	Equipments and instruments Kitchen equipment Mobile Office equipments Musical instrument Sports Equipments Lift Air Cooling System Library Solar Energy Plant Vehicelcommercial) VehicelGeneral	84,734 5,210,617 103,465 3,317,965 147,364 201,184 765,755 793,995 1,419,073 2,594,025.00 56,832 2,225,284	30,200.00 37,590 713,305 - - - - 656,482 - - - -	- 0 910,662 - - - - 253,204 0 - - -	- - - - - - - - - 1,590,000 - -	84,734 5,240,817 141,075 4,941,932 147,364 201,184 765,755 793,995 2,328,759 1,004,025 36,832 2,225,284	15% 15% 15% 15% 15% 15% 15% 15% 40% 40% 30% 15%	12,710 786,123 21,161 672,990 22,105 30,178 114,863 119,099 880,863 401,610 11,050 333,793	72,024 4,454,694 119,914 4,268,942 125,259 171,006 650,892 674,896 1,447,896 602,415 25,782 1,891,491
	<b>TOTAL</b>	<b>110,935,173</b>	<b>3,968,468</b>	<b>1,538,240</b>	<b>1,590,000</b>	<b>114,851,883</b>		<b>12,916,948</b>	<b>101,934,935</b>

